

從台灣顱底外科醫學會網站連結至大會網站報名參加,即享有國內優惠價
可直接點選圖片或相關連結【亞太區顱底外科醫學會研討會】

網址: www.skullbase.org.tw

台灣顱底外科醫學會

活動行事曆 CALENDAR

2018年07月

S	M	T	W	T	F	S
01	02	03	04	05	06	07
08	09	10	11	12	13	14
15	16	17	18	19	20	21
22	23	24	25	26	27	28
29	30	31				

檔案下載 DOWNLIAD

- 年會議程表 下載
- 2013顱底外科醫學會... 下載
- 顱底外科醫學會 下載

MORE

相關連結 LINKS

- 亞太區顱底外科醫學會研討會
- 台灣頭頸部腫瘤醫學會
- 台灣耳鼻喉科醫學會
- 中華民國放射線醫學會

MORE

最新消息 | 會員申請專區

最新消息 | 關於我們 | 理監事介紹 | 醫學會章程 | 活動花絮 | 相關連結 | 檔案下載 | 聯絡我們

14th Asian-Oceanian Skull Base Societies Congress

亞太區顱底外科醫學會研討會 with the 9th Taiwan Skull Base Society Annual Meeting & 8th Taiwan Society for Neuro-Oncology Annual Meeting & TAIWAN IRCAD workshop Course

2018.9.21-23 - The Lin Hotel, Taichung, Taiwan
2018.9.17-20 - Pre Course workshop, IRCAD Center

HOT NEWS 2017-03-06 20170429 台灣顱底外科醫學會教育課程 (最新)

活動花絮 MORE

2016 臺下盞體疾... 2013台灣顱底外... 第二屆ANVTF
2016.5.13~15於上海華山醫院舉辦兩岸...

最新消息 MORE

- 2017-12-18 2017年12/23 台灣加馬刀使用者會...
- 2017-08-23 2017台灣顱底外科醫學會第八屆第...
- 2017-08-23 2017台灣顱底外科醫學會中區繼續...
- 2017-03-06 20170429 台灣顱底外科醫學會教...
- 2016-10-03 第八屆台灣顱底外科醫學會理監事...

如何註冊

步驟一：從顛底網站連結至大會網站後, 輸入帳號及密碼開始註冊會員

Instructions for Abstract Submission

- Should you have any other questions, please do not hesitate to contact the Congress Secretariat at service@aosbs14th.com.tw

Sign in

Member Email

Password

Sign In

New Account

會員註冊請輸入電子郵件及設定密碼



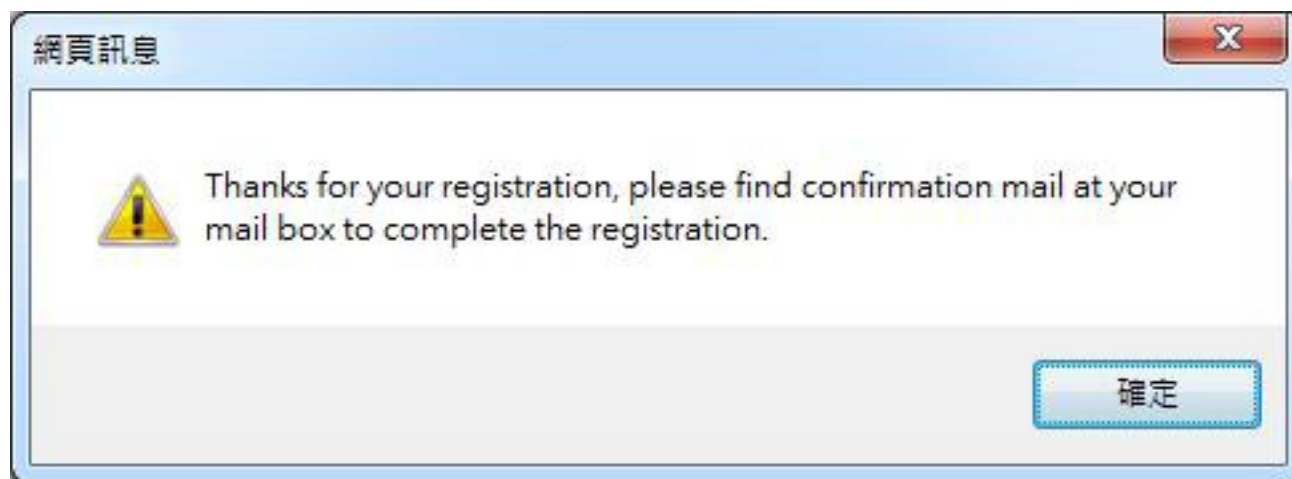
Account Email

Password

⇒ submit



步驟二：填寫註冊的信箱和密碼後，點選「Submit」後會跳出註冊確認訊息，提醒收信確認並完成註冊。



步驟三：收信並點選連結 LINK 進行下一步驟的註冊

Step 4. Receive and click on the link to register for the next step.



The banner features a green background with a circular logo on the left containing a skull profile and the text 'Taiwan Society for Skull Base Surgery' and '台灣 skull 外科醫學會'. To the right, the text '14th Asian-Oceanian Skull Base Societies Congress' is displayed in white.

Registration information Send time : 2018/04/30 06:31:04

Hello, Mr. / Mrs.
Thank you for registering as a member!
Please enter the link below to activate your member account.
* Please start your member account within 24 hours after submitting the application to avoid invalidation of the application

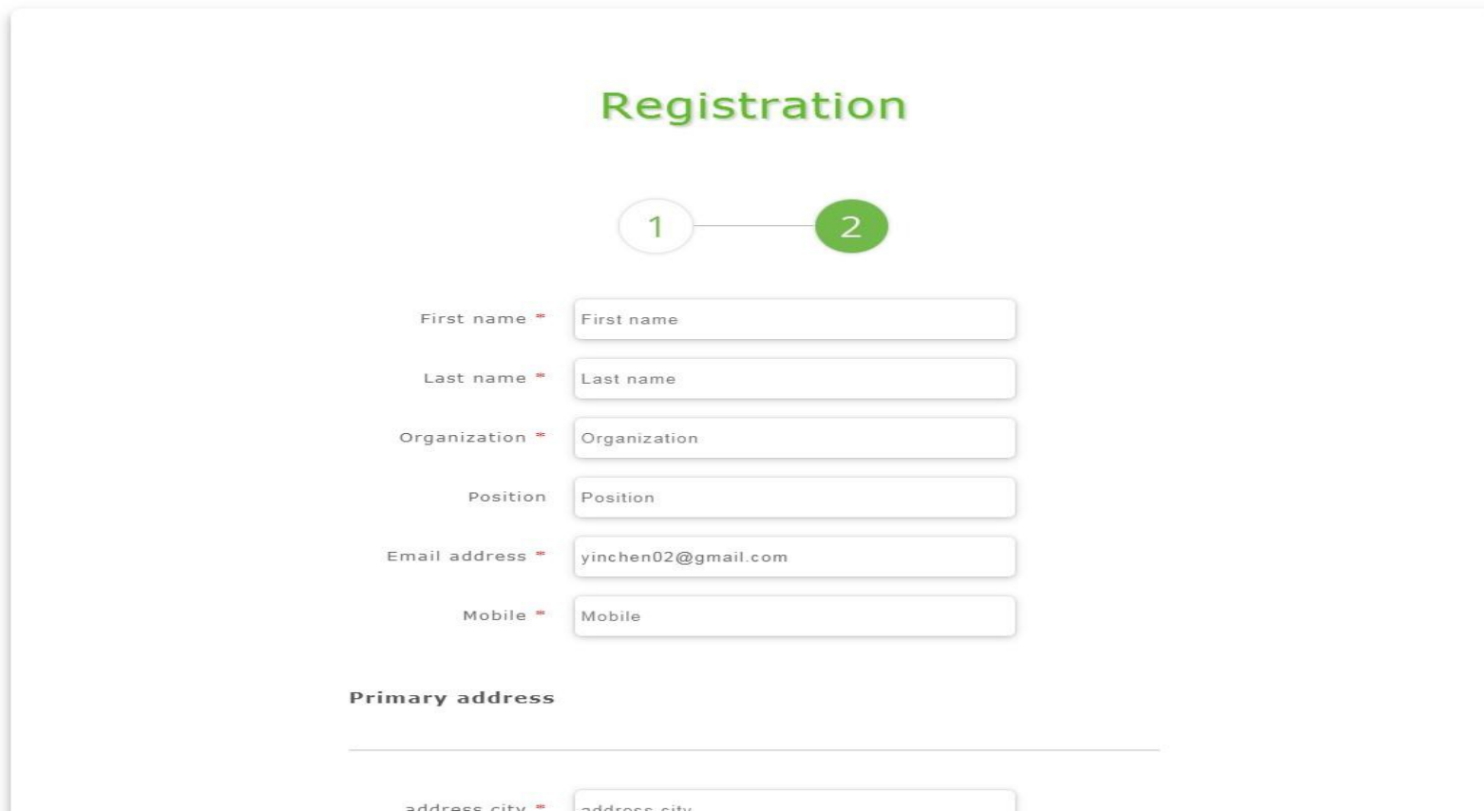
[-> Link <-](#)

©2018 Asian-Oceanian Skull Base Societies Congress.All right reserved

1.This mail is sent by system automatically, please don't reply directly .
2.Relate information please find at [Asian-Oceanian Skull Base Societies Congress](#) , Thank you .

步驟四：收信並點選連結進行下一步驟的註冊，填寫基本資料, 填寫完畢後點選「Submit」完成註冊。

Step5. Receive and click on the link to register for the next step, Click "Submit" to complete the registration after completing the registration.



The image shows a registration form titled "Registration" in green. At the top, there are two numbered steps: "1" in a white circle and "2" in a green circle, connected by a horizontal line. Below the steps, the form contains several input fields with labels and asterisks indicating required fields:

- First name **
- Last name **
- Organization **
- Position
- Email address ** (with the value yinchen02@gmail.com)
- Mobile **

Below these fields is a section labeled "Primary address" with a horizontal line. At the bottom, there is a partially visible field labeled "address city **".

步驟五：完成註冊後回到大會首頁右上方點選Sign in。

The image shows the homepage of the 14th Asian-Oceanian Skull Base Societies Congress. The background is a night photograph of a modern building with a large, illuminated, abstract sculpture in the foreground. The website layout includes a logo in the top left, a main title, a navigation menu, and a list of associated events.

14th
Asian-Oceanian Skull Base Societies Congress

[Congress information](#) | [About Venue](#) | [Sponsorship](#) | [Abstract](#) | [Registration](#) | [Travel & Accommodation](#) | [Ircad workshop](#)

[Sign in](#)


In conjunction with the 9th Taiwan Skull Base Society Annual Meeting
& 8th Taiwan Society for Neuro-Oncology Annual Meeting
& 1th Taiwan Pituitary Society Annual meeting
& TAIWAN IRCAD workshop Course

步驟六：於Sign in 處輸入電子郵件及密碼

Instructions for Abstract Submission

- Should you have any other questions, please do not hesitate to contact the Congress Secretariat at service@aosbs14th.com.tw

完成註冊後於Sign in 處輸入Email及password



Sign in	New Account
<p>Member Email <input type="text" value="Email"/></p> <p>Password <input type="text" value="Password"/></p> <p><input type="button" value="Sign In"/></p>	<p>Account Email <input type="text" value="Account Email"/></p> <p>Password <input type="text" value="Password"/></p> <p><input type="button" value="submit"/></p> <p><input type="button" value="^"/></p>

步驟七：登入後點選not yet signed up 報名會議及住宿預定

Member Info

Abstract :

none

Signup :

not yet signed up

Member Info

First name : skull

Last name : base

Organization : VGHTC

Email address : skullbasetw@gmail.com

Mobile: 0928998854

步驟八：選擇報名會議以及住宿預定

Sign up

Position* • PHYSICIAN / MODERATOR
• STUDENT / RESIDENT / NURSE /
FELLOW / TECHNICIAN

Fee NTD \$1500



國內早鳥優惠價 1500元, 至7/31止
國內一般優惠價 2000元, 至8/31止
國內現場報名價 2500元

ACCOMPANYING
PERSON

1

Fee NTD \$0

Gala Dinner

• Yes
• No

Fee NTD \$0

9/22 Spouse Tour A
(all-day)

Fee NTD \$ -

9/22 Spouse Tour B
(half-day)

Fee NTD \$ -

Days of stay 3 nights (9/21、9/22、9/23)

Hotel room Deluxe King

Person/Breakfast 1 person / NTD\$4200

此處為林酒店住宿預定, 可選擇住宿天
數房型以及日期, 欲預定林酒店住宿請
由此預定及繳費



Total: NTD \$14100

⇒ Next

步驟九：確認選擇內容無誤, 點選Submit 繳費

Sign up confirm

Position: PHYSICIAN / MODERATOR

Fee: NTD \$1500

Days of Stay : 1 night

Date : 2018-09-21

Hotel room : Deluxe Family

Person/Breakfast: 2 person / NTD \$5200

Total Amount : NTD \$6700

⇒ Submit

步驟十：輸入信用卡卡號及有效期和卡片背面後三碼即可完成報名及住宿預定



Verified by
VISA

MasterCard.
SecureCode.



請輸入您的信用卡資料(Please enter your Credit Card Information):

特約商店(Merchant) **台灣顛底外科醫學會**

訂單編號(Order Number) **A00136**

交易日期(Trans. Date) **20180706**

交易金額(Trans. Amount) **新台幣(NTS) 6700 元**

信用卡卡號(Card Number)*

有效期限(Expiration Date)*

01 ▼


月(Month)

18 ▼

年(Year)

卡片背面後三碼

The last 3-digit number on or next to the
signature panel

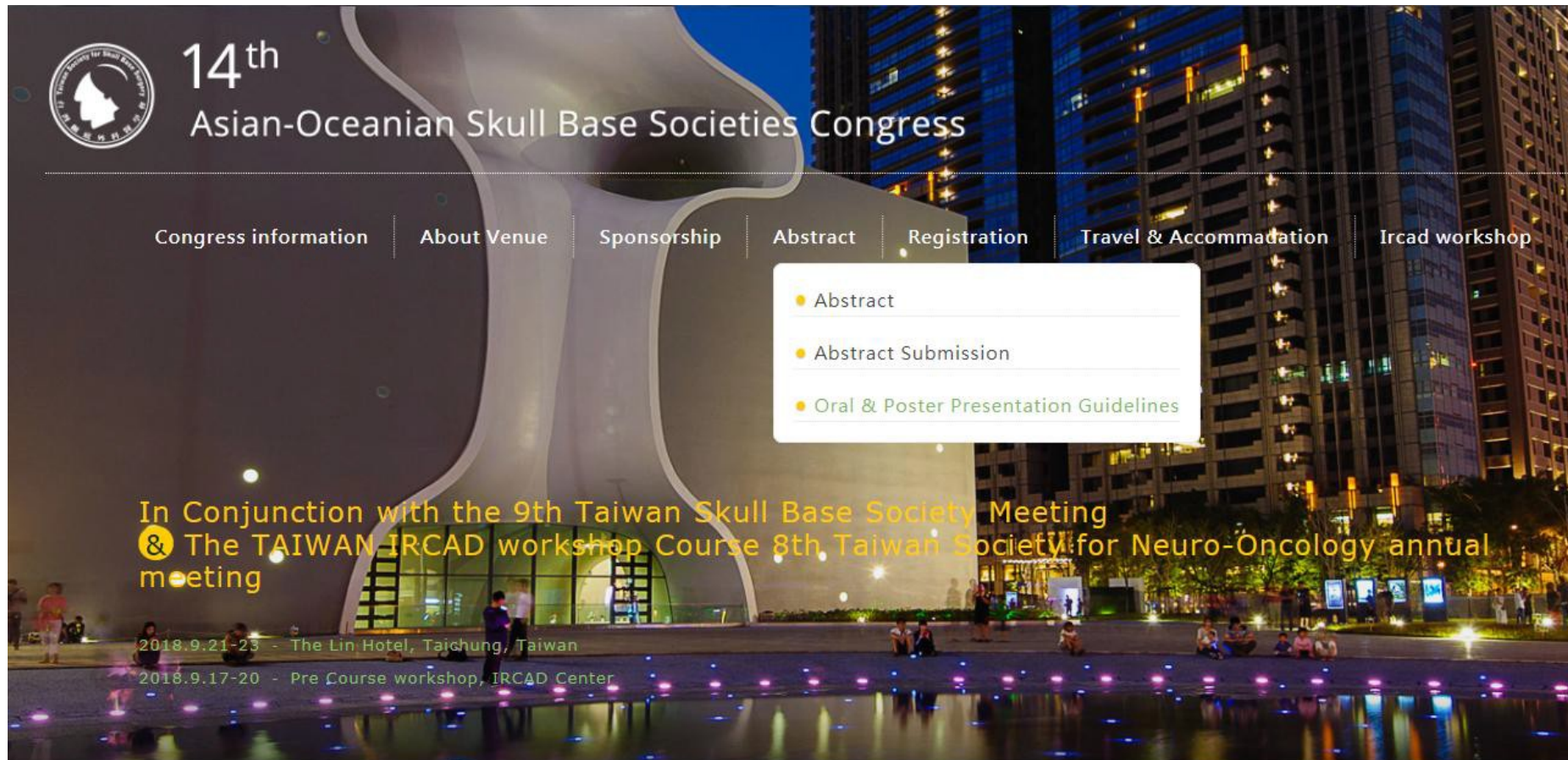


確認付款(Confirm)

清除(Clear)

如何投稿？

步驟一：點選「Oral & Poster Presentation Guidelines」開始投稿



步驟二：投稿前要求登入

Login

Member Email

Password

↔ submit

步驟三：填寫完成後點選「Submit」完成投稿。

Step 8. Click "Submit" to complete the submission.

 [HOME](#) > [Abstract](#) > [Oral & Poster Presentation Guidelines](#)

Oral & Poster Presentation Guidelines

First Author	<input type="text" value="Please fill in Chinese Name if you have"/>
English Name	<input type="text"/>
Chinese Name	<input type="text"/>
E-mail *	<input type="text" value="yinchen02@gmail.com"/>
Gender *	<input checked="" type="radio"/> man <input type="radio"/> woman
Country *	<input type="text"/>
Cellphone No. *	<input type="text" value="0915459463"/>
Institution/Organization *	<input type="text" value="Organization"/>
Presentation Platform *	<input type="text" value="1. Orbital lesions"/>
Report Type *	<input type="text" value="Oral presentation"/>

註：投稿完成後，系統尚未審核前，前台皆可編輯。

Note: You are able to edit at front side before system approval

Oral & Poster Presentation Guidelines

Status : **under review**

First Author

English Name

Chinese Name

E-mail *

Gender * man woman

Country *

Cellphone No. *

Institution/Organization *

Presentation Platform * ▼

Report Type * ▼